



# AGM Battery

AGM technology for superior performance. Valve regulated, spill proof construction allows safe operation in any position. Approved for transport by air. D.O.T., I.A.T.A., F.A.A. and C.A.B. certified. U.L. recognized under file number MH 20567.

# GROUP 34

Maintenance-Free

## Specification

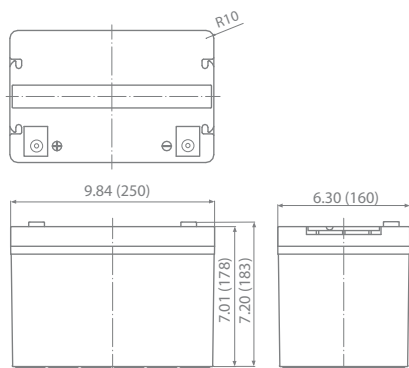
<b>Nominal Voltage</b>	12 volts		
<b>Nominal Capacity</b>	77° F (25° C)		
20-hr. (3.00A)	60.00 Ah		
10-hr. (5.58A)	55.80 Ah		
5-hr. (10.20A)	51.00 Ah		
1-hr. (36.00A)	36.00 Ah		
<b>Approximate Weight</b>	39.0 lbs (17.7 kgs)		
<b>Internal Resistance (approx.)</b>	6mΩ		
<b>Shelf Life (% of normal capacity at 77° F (25° C))</b>			
3 Months	6 Months	12 Months	
91%	82%	64%	
<b>Temperature Dependency of Capacity (20 hour rate)</b>			
104° F	77° F	32° F	5° F
102%	100%	85%	65%
<b>GEL Operational Temperature</b>			
Charge	0°C to 40°C		
Discharge	-15°C to 45°C		
<b>GEL Storage Temperature</b>	-15°C to 40°C		



Due to continuous improvements to our products, product may vary slightly from depiction.

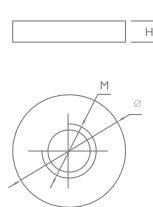
<b>Charge Method (Constant Voltage)</b>		
<b>Cycle Use (Repeating Use)</b>		
Initial Current	18.0 A or smaller	
Control Voltage	14.2 - 14.4 V	
<b>Float Use</b>		
Control Voltage	13.2 - 13.4 V	

## Physical Dimensions: in (mm)



**L:** 9.84 in (250 mm)  
**W:** 6.30 in (160 mm)  
**H:** 7.01 in (178 mm)  
**TH:** 7.20 in (183 mm)  
 Tolerances are +/- 0.04 in. (+/- 1mm) and +/- 0.08 in. (+/- 2mm) for height dimensions. All data subject to change without notice.

## Terminals



Dimension Type	M	∅	H
I 6	6.00 mm 0.24 in	16.0 mm 0.63 in	4.00 mm 0.16 in

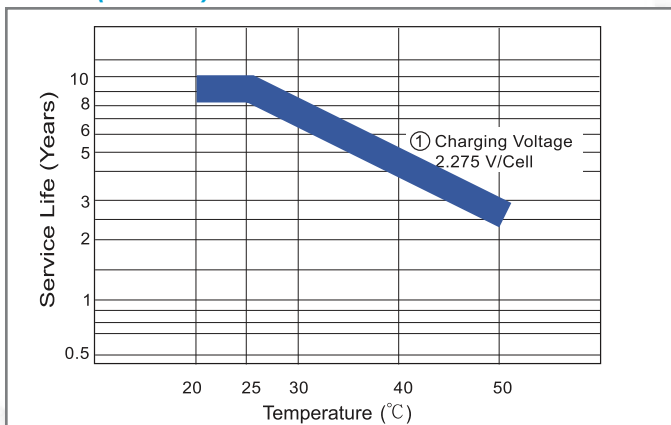
## Constant Current Discharge Characteristics Unit:A (25°C, 77°F)

F.V/Time	5MIN	10MIN	15MIN	30MIN	1HR	2HR	3HR	5HR	8HR	10HR	20HR
9.60	155	119	93	62.4	37.8	23.1	16.1	11.0	7.31	6.09	3.20
9.90	150	115	91.1	61.2	37.0	23.0	16.1	10.9	7.27	6.06	3.18
10.2	147	113	89.3	59.9	36.3	22.8	15.9	10.8	7.24	6.04	3.17
10.5	142	109	86.5	58.0	35.2	22.6	15.7	10.7	7.22	6.02	3.16
10.8	121	106	84.8	56.9	34.5	22.3	15.6	10.6	7.20	6.00	3.15

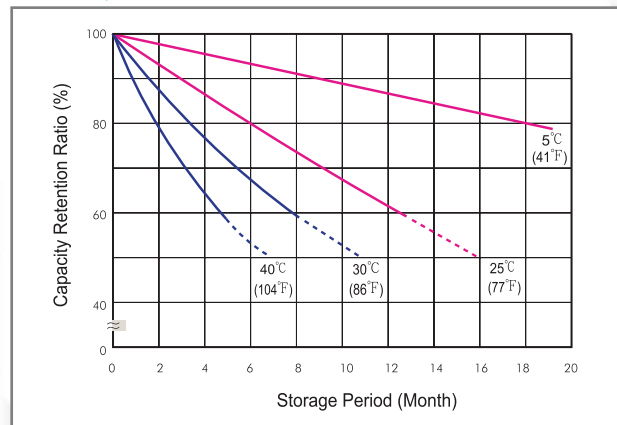
## Constant Power Discharge Characteristics Unit:W (25°C, 77°F)

F.V/Time	5MIN	10MIN	15MIN	30MIN	1HR	2HR	3HR	5HR	8HR	10HR	20HR
9.60	1625	1283	1021	700	431	268	190	130	87.7	72.7	38.4
9.90	1577	1245	1001	686	422	267	189	129	87.3	72.4	38.2
10.2	1544	1219	980	672	414	264	187	128	86.9	72.1	38.0
10.5	1495	1180	950	651	401	261	185	126	86.6	71.8	37.9
10.8	1268	1146	931	639	393	259	183	125	86.4	71.6	37.8

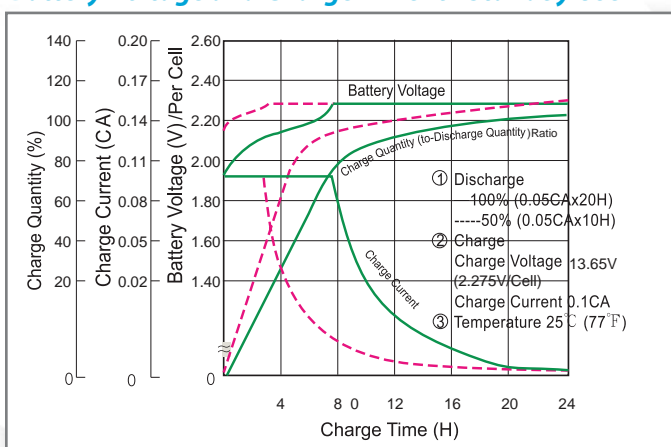
### Trickle (or Float) Service Life



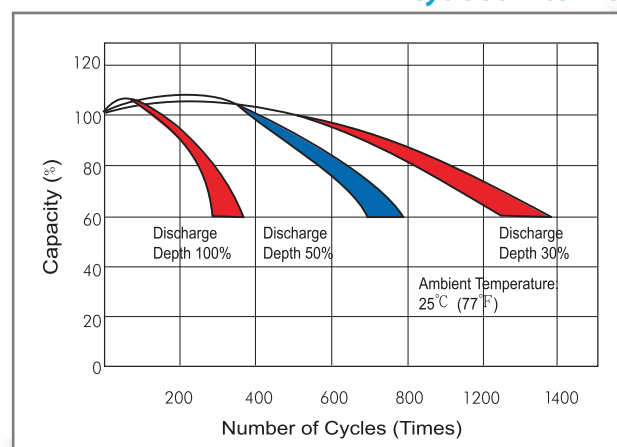
### Capacity Retention Characteristic



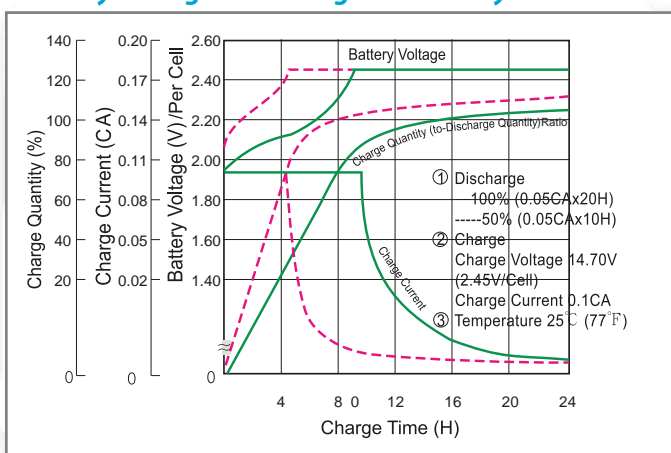
### Battery Voltage and Charge Time for Standby Use



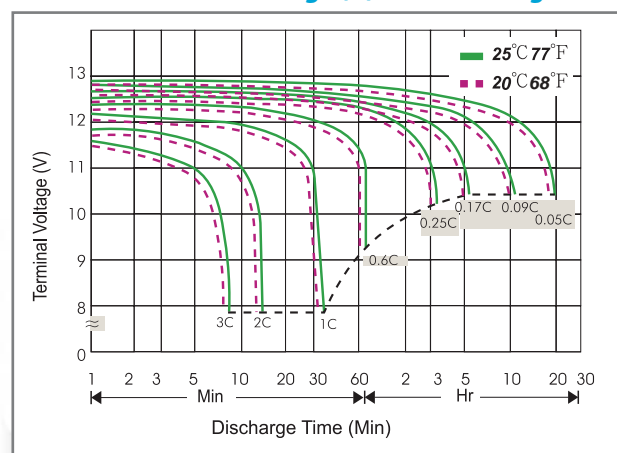
### Cycle Service Life



### Battery Voltage and Charge Time for Cycle Use



### Terminal Voltage (V) and Discharge Time



### Charge Current & Final Discharge Voltage

Application	Charge Voltage(V/Cell)			Max.Charge Current
	Temperature	Set Point	Allowable Range	
Cycle Use	25°C(77°F)	2.40	2.38-2.40	0.30C
Standby	25°C(77°F)	2.23	2.20-2.23	

Final Discharge Voltage V/Cell	1.75	1.70	1.65	1.60
Discharge Current(A)	0.2C>(A)	0.2C<(A)<0.5C	0.5C<(A)<1.0C	(A)>1.0C