



UB8D

Maintenance-Free



Due to continuous improvements to our products, product may vary slightly from depiction.

Specification

Nominal Voltage	12 volts		
Nominal Capacity	77° F (25° C)		
20-hr. (12.50A)	250 Ah		
10-hr. (23.25A)	232.5 Ah		
5-hr. (42.50A)	212.5 Ah		
1-hr. (150.00A)	150 Ah		
Approximate Weight	154 lbs (70 kgs)		
Internal Resistance (approx.)	4 mOHMS		
Shelf Life (% of normal capacity at 77° F (25° C))			
3 Months	6 Months	12 Months	
91%	82%	64%	
Temperature Dependency of Capacity	(20 hour rate)		
104° F (40° C)	77° F (25° C)	32° F (0° C)	5° F (-15° C)
102%	100%	85%	65%
AGM Operational Temperature			
Charge	32° F to 104° F (0° C to 40° C)		
Discharge	5° F to 113° F (-15° C to 45° C)		
AGM Storage Temperature	5° F to 104° F (-15° C to 40° C)		

Charge Method (Constant Voltage)

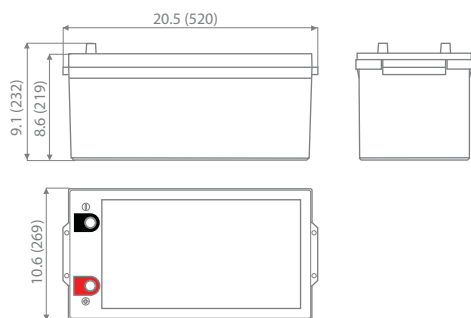
Cycle Use (Repeating Use)

Initial Current	75 A or smaller
Control Voltage	14.6 - 14.8 V

Float Use

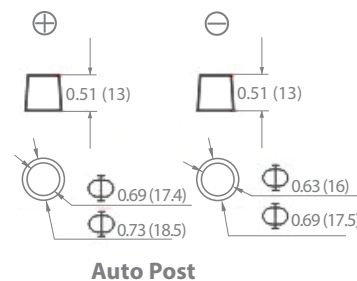
Control Voltage	13.6 - 13.8 V
-----------------	---------------

Physical Dimensions: in (mm)



L: 20.5 in (520 mm)
W: 10.6 in (269 mm)
H: 8.6 in (219 mm)
TH: 9.1 in (232 mm)
 Tolerances are +/- 0.04 in. (+/- 1mm) and +/- 0.08 in. (+/- 2mm) for height dimensions. All data subject to change without notice.

Terminals



Auto Post

Constant Current Discharge Characteristics Unit:A (25°C, 77°F)

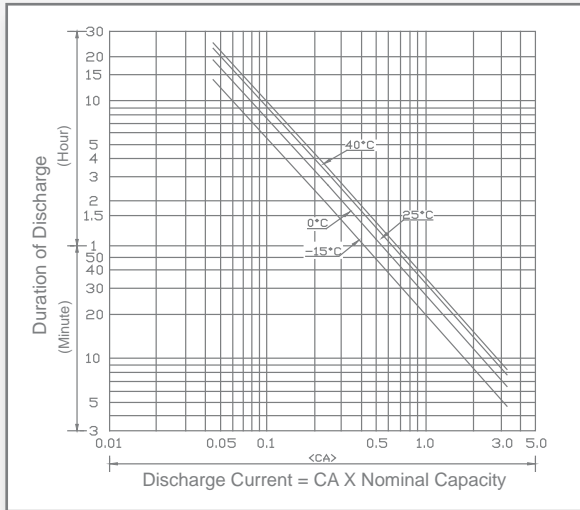
F.V/Time	30MIN	1HR	2HR	3HR	4HR	5HR	8HR	10HR	20HR
9.60V	229	147	86	63	49	40	29	26	13.9
10.20V	214	138	82	61	48	40	28	25	13.5
10.50V	204	133	80	60	47	39	28	24	13.4
10.80V	196	130	78	58	46	38	27	24	13.2
11.10V	183	125	76	56	45	37	26	23	12.6

Constant Power Discharge Characteristics Unit:W (25°C, 77°F)

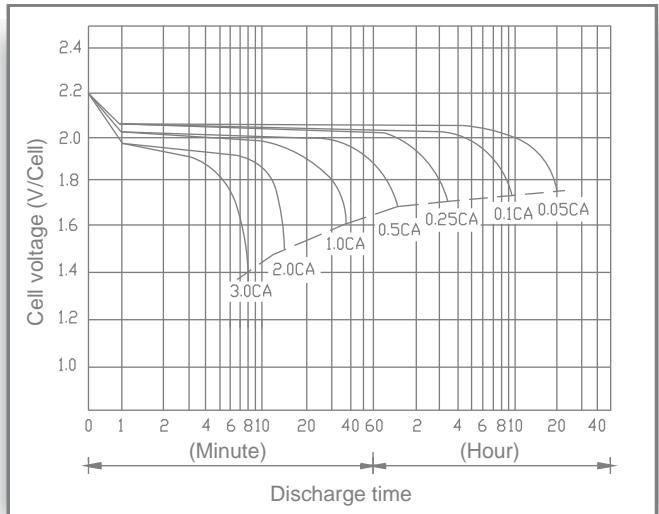
F.V/Time	30MIN	1HR	2HR	3HR	4HR	5HR	8HR	10HR	20HR
9.60V	2429	1700	992	728	566	467	329	297	161
10.20V	2333	1598	947	708	553	459	323	290	157
10.50V	2268	1547	924	691	544	454	320	286	155
10.80V	2270	1503	905	678	532	444	313	285	154
11.10V	2183	1485	903	669	530	443	312	276	149

Absorbant Glass Mat (AGM) technology for superior performance. Valve regulated, spill proof construction allows safe operation in any position. Approved for transport by air. D.O.T., I.A.T.A., F.A.A. and C.A.B. certified. U.L. recognized under file number MH 20567.

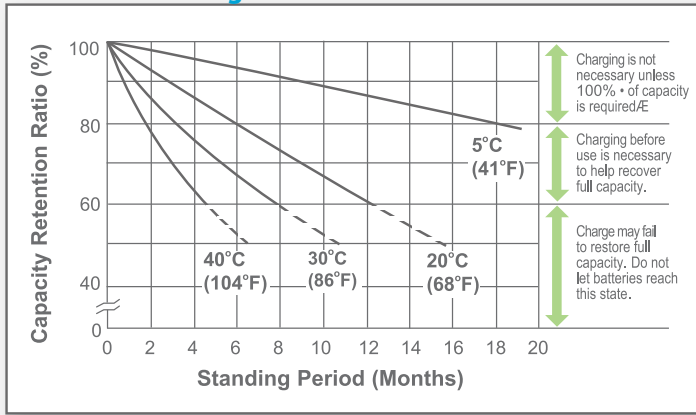
Discharge Time vs. Discharge Current



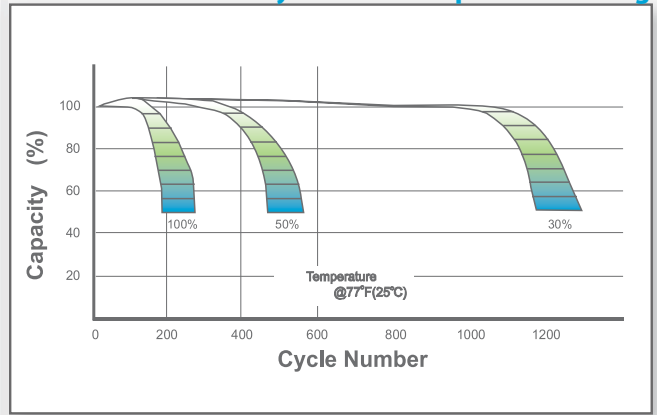
Discharge Characteristics



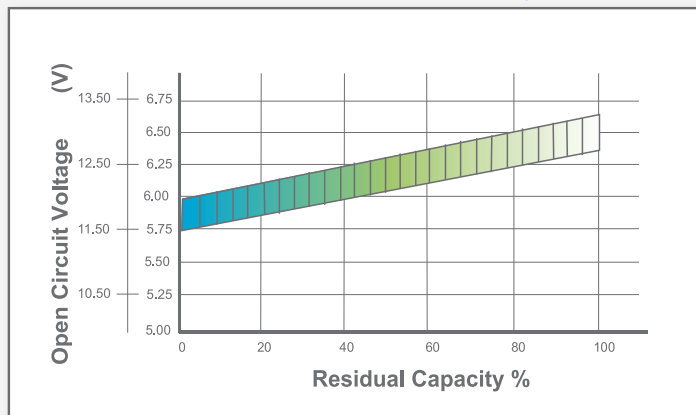
Shelf Life & Storage



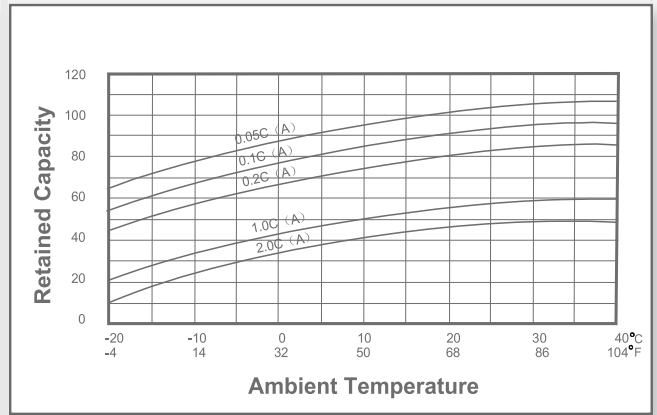
Cycle Life vs Depth of Discharge



Open Circuit Voltage vs Residual Capacity



Effect of Temperature on Capacity



Charge Current & Final Discharge Voltage

Application	Charge Voltage(V/Cell)			Max.Charge Current
	Temperature	Set Point	Allowable Range	
Cycle Use	25°C(77°F)	2.45	2.40-2.50	0.30C
Standby	25°C(77°F)	2.28	2.27-2.30	

Final Discharge Voltage V/Cell	1.75	1.70	1.60	1.30
Discharge Current(A)	0.2C>(A)	0.2C<(A)<0.5C	0.5C<(A)<1.0C	(A)>1.0C