

UB12750

Maintenance-Free



POWERSTRIDE BATTERY

Specification

Nominal Voltage	12 volts		
Nominal Capacity	77° F (25° C)		
20-hr. (3.75A)	75 Ah		
10-hr. (6.98A)	69.75 Ah		
5-hr. (12.75A)	63.75 Ah		
1-hr. (45.00A)	45.00 Ah		
Approximate Weight	50.7 lbs (23 kgs)		
Internal Resistance (approx.)	6 mΩ		
Shelf Life (% of normal capacity at 77° F (25° C))			
3 Months	6 Months	12 Months	
91%	82%	64%	
Temperature Dependency of Capacity	(20 hour rate)		
104° F	77° F	32° F	5° F
102%	100%	85%	65%



*Can be used outdoors.

Charge Method (Constant Voltage)

Cycle Use (Repeating Use)		
Initial Current	26.25 A or smaller	
Control Voltage	14.5 - 14.9 V	
Float Use		
Control Voltage	13.6 - 13.8 V	

Physical Dimensions: in (mm)



L: 10.24in (260.1 mm)
W: 6.61in (167.9 mm)
H: 8.27in (210.1 mm)
 Tolerances are +/- 0.04 in. (+/- 1mm) and +/- 0.08 in. (+/- 2mm) for height dimensions. All data subject to change without notice.

Terminals



I Series (Internal Thread Terminal)

Dimension Type	∅	H
I4	15	4

Constant Current Discharge Characteristics Unit:A (25°C, 77°F)

F.V/Time	5MIN	10MIN	15MIN	30MIN	1HR	2HR	3HR	4HR	5HR	8HR	10HR	20HR
9.60V	259.0	189.0	133.0	81.0	42.0	25.0	18.0	14.0	11.6	8.1	7.4	4.0
10.20V	228.0	172.0	119.0	76.3	39.5	23.4	17.5	13.7	11.3	8.0	7.2	3.9
10.50V	220.0	164.0	112.0	74.0	38.0	22.8	17.1	13.4	11.2	7.9	7.0	3.8
10.80V	211.0	155.0	105.0	72.0	37.0	22.3	16.7	13.2	10.9	7.7	7.0	3.8
11.10V	203.0	147.0	98.0	70.0	36.0	21.7	16.1	12.8	10.6	7.5	6.7	3.6

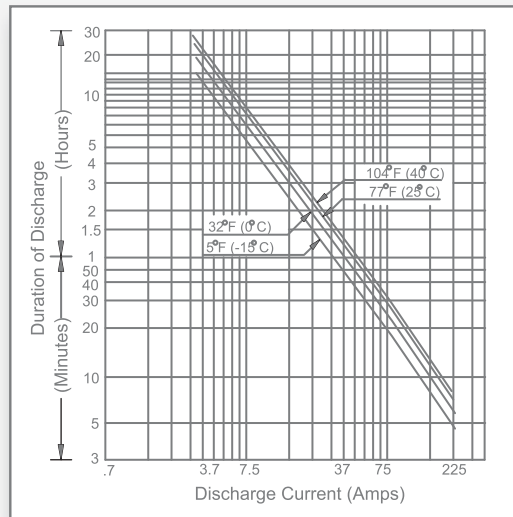
Constant Power Discharge Characteristics Unit:W (25°C, 77°F)

F.V/Time	5MIN	10MIN	15MIN	30MIN	1HR	2HR	3HR	4HR	5HR	8HR	10HR	20HR
9.60V	2750.0	2007.0	1412.0	855.0	486.0	284.0	208.0	162.0	134.0	94.0	85.0	46.0
10.20V	2566.0	1911.0	1321.0	847.0	457.0	271.0	203.0	158.0	131.0	92.0	83.0	44.8
10.50V	2493.0	1857.0	1270.0	841.0	443.0	264.0	198.0	156.0	130.0	92.0	82.0	44.3
10.80V	2461.0	1809.0	1222.0	839.0	430.0	259.0	194.0	152.0	127.0	90.0	81.0	44.0
11.10V	2416.0	1749.0	1166.0	833.0	425.0	258.0	192.0	152.0	127.0	89.0	79.0	42.7

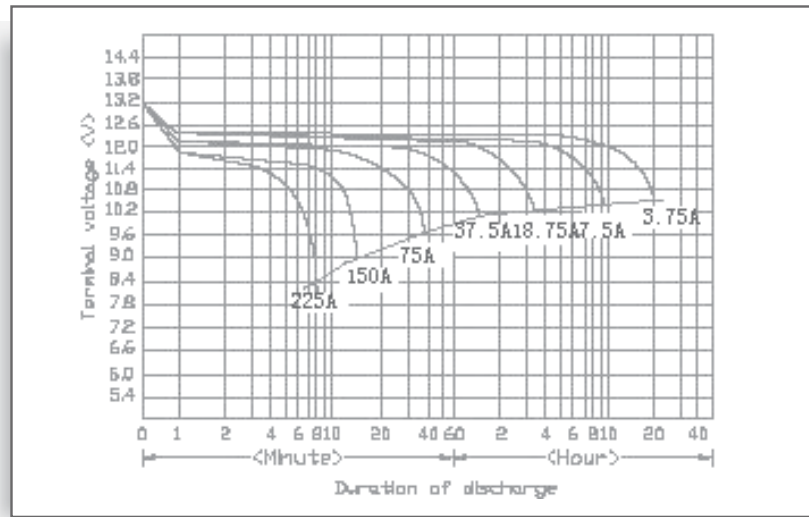
UB12750

Maintenance-Free

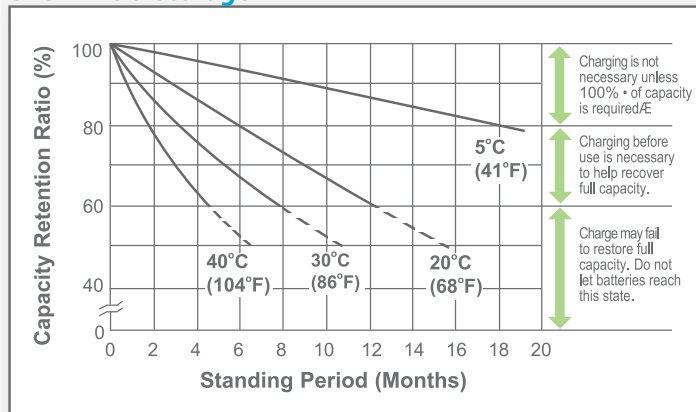
Discharge Time vs. Discharge Current



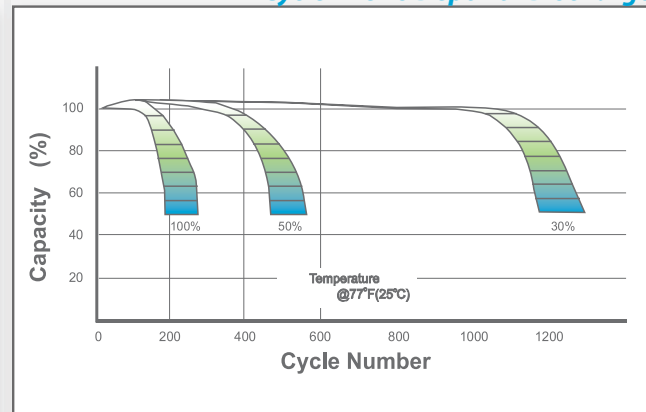
Discharge Characteristics



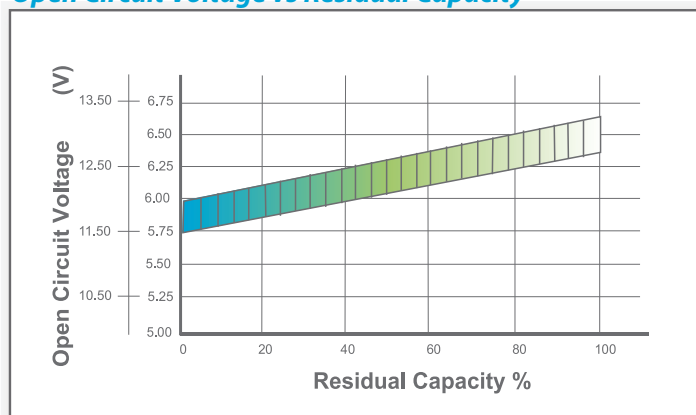
Shelf Life & Storage



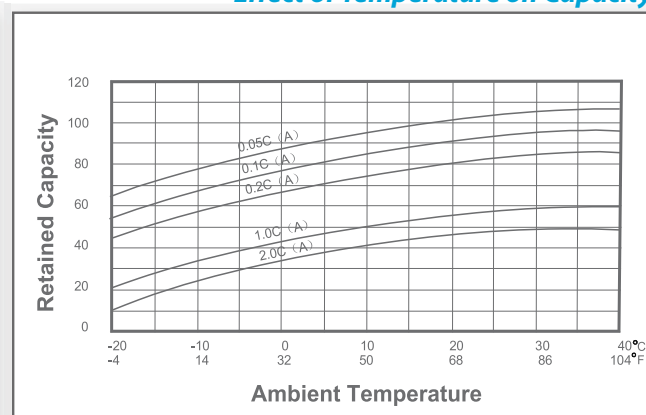
Cycle Life vs Depth of Discharge



Open Circuit Voltage vs Residual Capacity



Effect of Temperature on Capacity



Charge Current & Final Discharge Voltage

Application	Charge Voltage(V/Cell)			Max.Charge Current	Final Discharge Voltage V/Cell	Discharge Current(A)	1.75	1.70	1.60	1.30
	Temperature	Set Point	Allowable Range							
Cycle Use	25°C(77°F)	2.45	2.40-2.50	0.35C	Discharge	0.2C<(A)	0.2C<(A)<0.5C	0.5C<(A)<1.0C	(A)>1.0C	
Standby	25°C(77°F)	2.325	2.30-2.35							

