

UB1270

Maintenance-Free



POWERSTRIDE BATTERY

Specification

Nominal Voltage	12 volts		
Nominal Capacity	77° F (25° C)		
20-hr. (0.35A)	7 Ah		
10-hr. (0.63A)	6.3 Ah		
5-hr. (1.12A)	5.6 Ah		
1-hr. (4.2A)	4.2 Ah		
Approximate Weight	4.8 lbs (2.18 kgs)		
Internal Resistance (approx.)	25mΩ		
Shelf Life (% of normal capacity at 77° F (25° C))			
3 Months	6 Months	12 Months	
91%	82%	64%	
Temperature Dependency of Capacity	(20 hour rate)		
104° F	77° F	32° F	5° F
102%	100%	85%	65%



Charge Method (Constant Voltage)

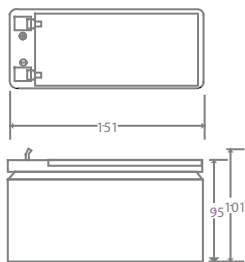
Cycle Use (Repeating Use)

Initial Current	2.1 A or smaller
Control Voltage	14.4 - 15.0 V

Float Use

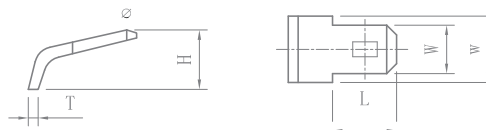
Control Voltage	13.5 - 13.8 V
-----------------	---------------

Physical Dimensions: in (mm)



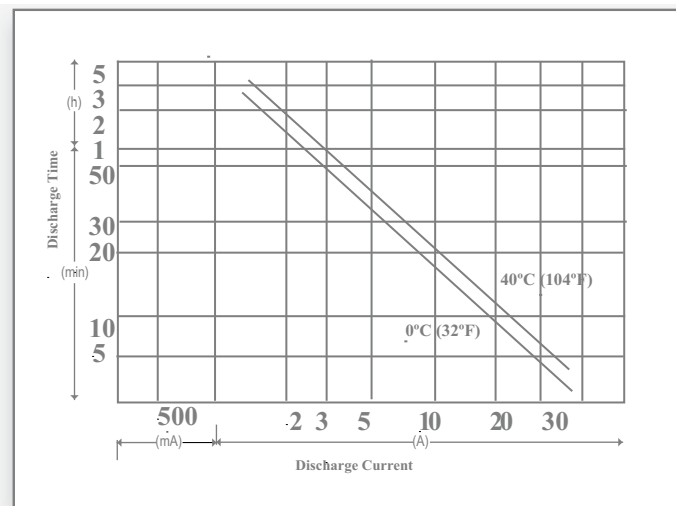
L: 5.94in (151 mm)
W: 2.56in (65 mm)
H: 3.74in (95 mm)
TH: 3.98in (101 mm)
 Tolerances are +/- 0.04 in. (+/- 1mm) and +/- 0.08 in. (+/- 2mm) for height dimensions. All data subject to change without notice.

Terminals

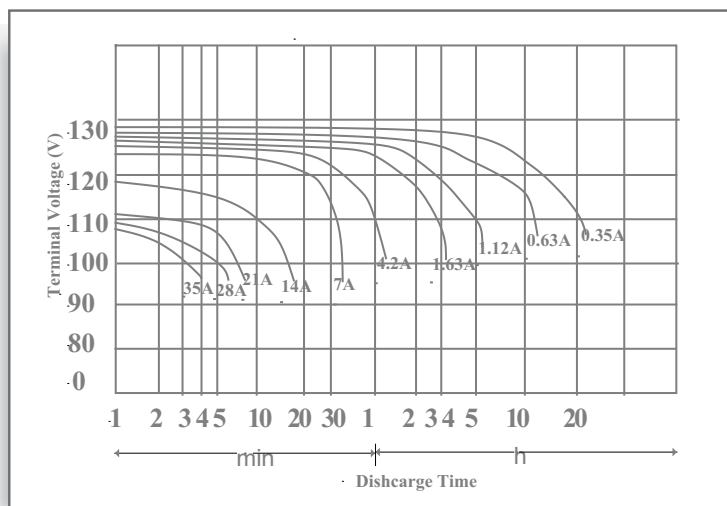


Dimension Type	L	W	w	H	T
F1	6.50	4.75	6.00	5.00	0.80
F2	7.80	6.35	7.80	6.00	0.80

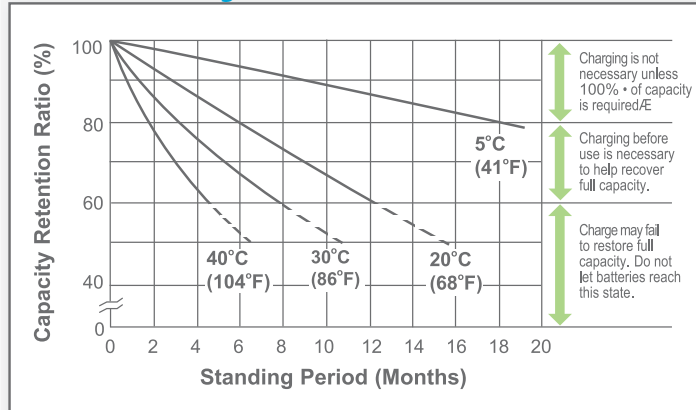
Discharge Characteristics (0°C/32°F, 40°C/104°F)



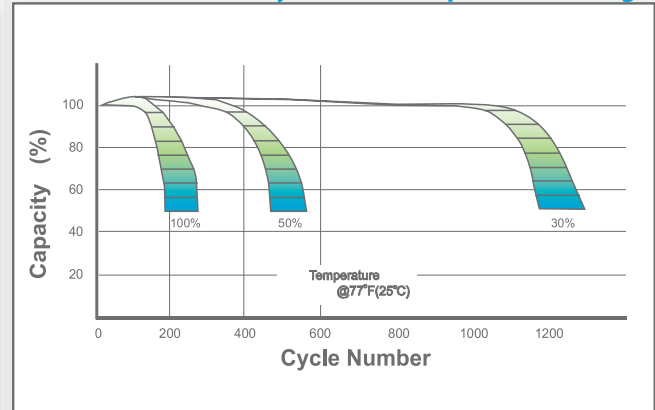
Discharge Characteristics (20°C, 68°F)



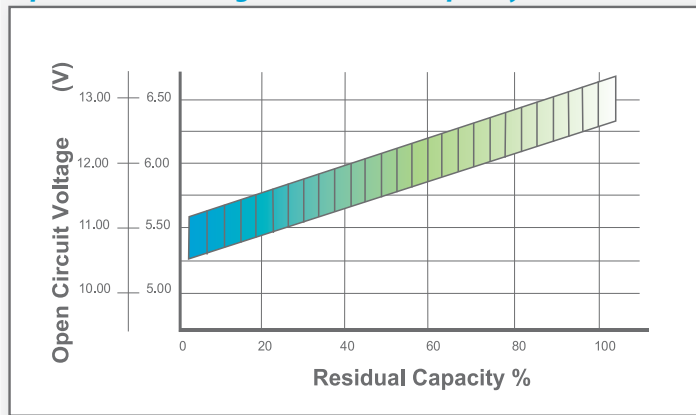
Shelf Life & Storage



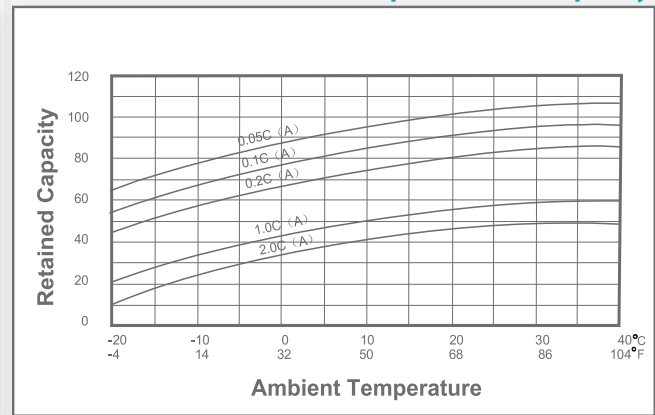
Cycle Life vs Depth of Discharge



Open Circuit Voltage vs Residual Capacity



Effect of Temperature on Capacity



Charge Current & Final Discharge Voltage

Application	Charge Voltage(V/Cell)			Max.Charge Current	Final Discharge Voltage V/Cell	1.75	1.70	1.60	1.30
	Temperature	Set Point	Allowable Range						
Cycle Use	25°C(77°F)	2.45	2.40~2.50	0.35C	Discharge Current(A)	0.2C>(A)	0.2C<(A)<0.5C	0.5C<(A)<1.0C	(A)>1.0C
Standby	25°C(77°F)	2.325	2.30~2.35						

