SERVICE FOR THE DISTANCE

POWERSTRIDE BATTERY

UPG No. 40760

UB1272

Maintenance-Free

Specification

Nominal Voltage	12 volts (6 cells)
Nominal Capacity (AH)	
20-hr. rate F.V. (1.75V/cell) (0.36A to 10.5volts)	7.2AH
Approximate Weight	5 lbs (2.25 kgs)
Terminal - Connector Insert	TTC22-1
Max Discharge Current for 5 sec. (A)	105 A
Max Charge Current (A)	2.5 A
Ambient Temperature	
Charge	0°C (32°F) to 40°C (104°F)
Discharge	-20°C (-4°F) to 50°C (122°F)
Storage	-20°C (-4°F) to 40°C (104°F)
Expected Life for Standby Use at 20°C	1-3 Years
Case	ABS Plastic
Temperature Dependancy of Capacity	(20 hour rate)

104° F	77° F	32° F	5° F
102%	100%	85%	65%

Self Discharge Characteristics

Aging Time	3 Months	6 Months	12 Months
Residual Capacity	91%	82%	64%

Physical Dimensions: in (mm)

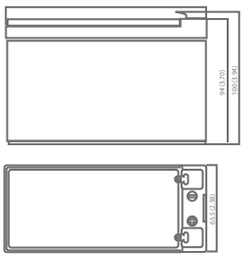

L: 5.94in (151 mm)
W: 2.58in (65.5 mm)
H: 3.70in (94 mm)
TH: 3.94in (100 mm)

Tolerances are +/- 0.04 in. (+/- 1mm) and +/- 0.08 in. (+/- 2mm) for height dimensions. All data subject to change without notice.

Terminals

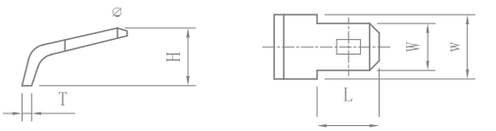

Dimension / Type	L	W	w	H	T
F2	7.80	6.35	7.80	6.00	0.80

Discharge Time vs. Discharge Current

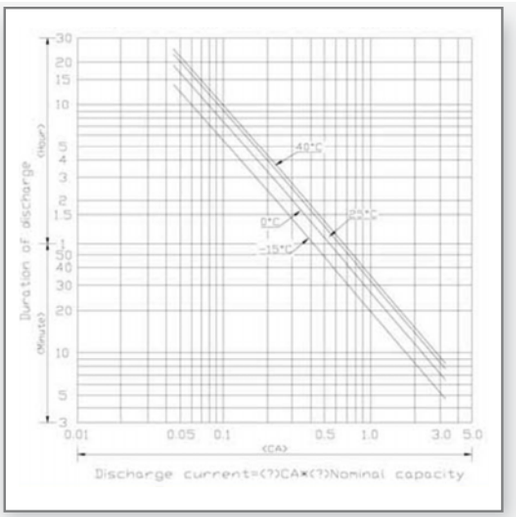

Discharge Characteristics

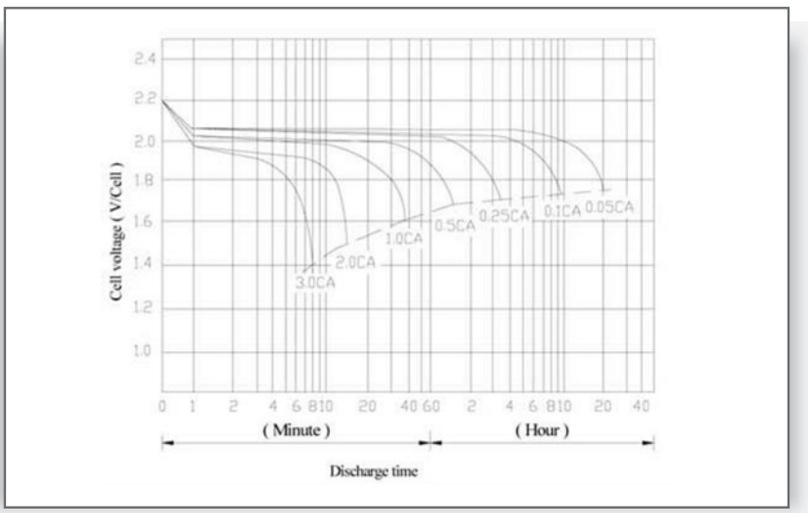

UB1272

Maintenance-Free

Battery Charging Characteristics for Cyclic Use

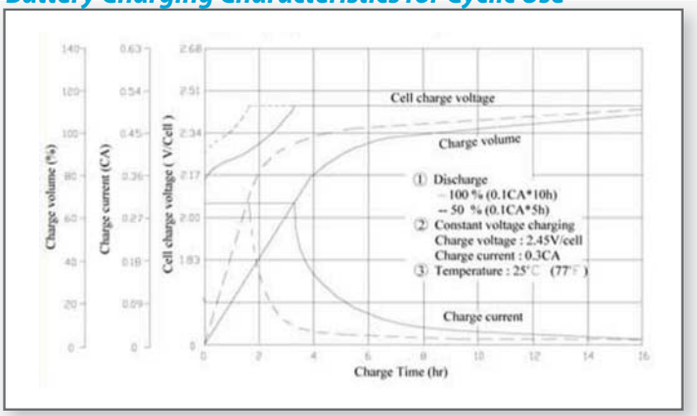

Battery Charging Characteristics for Standby Use

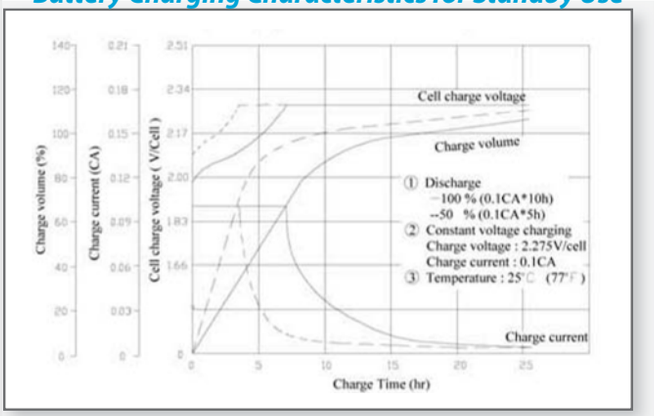

Shelf Life & Storage

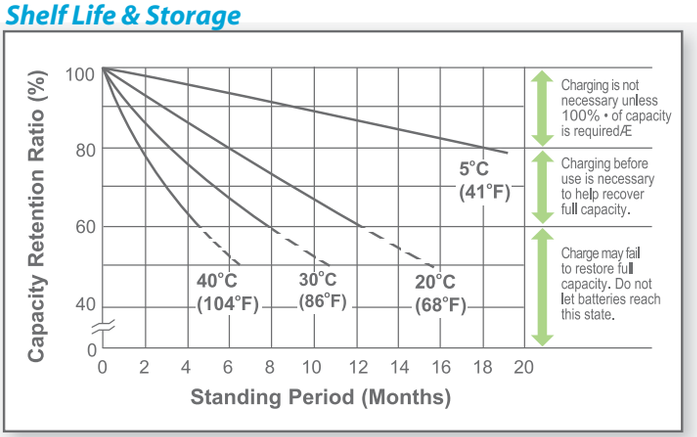

Cycle Life vs Depth of Discharge

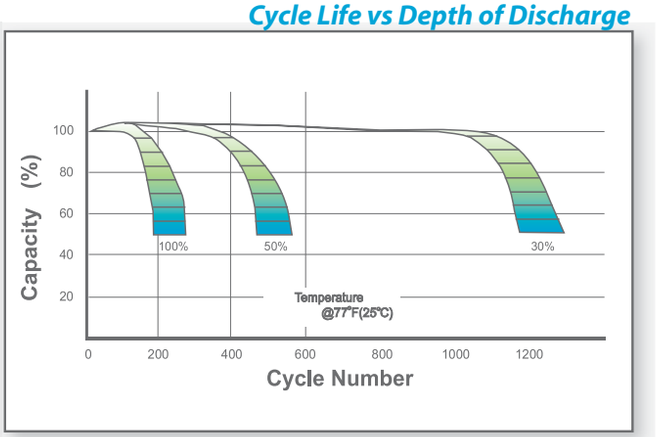

Open Circuit Voltage vs Residual Capacity

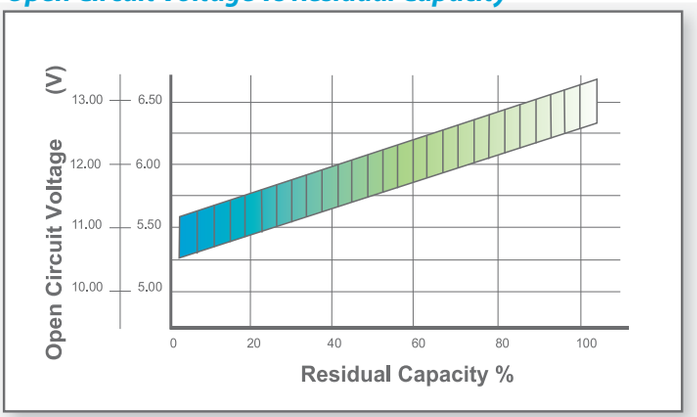

Effect of Temperature on Capacity

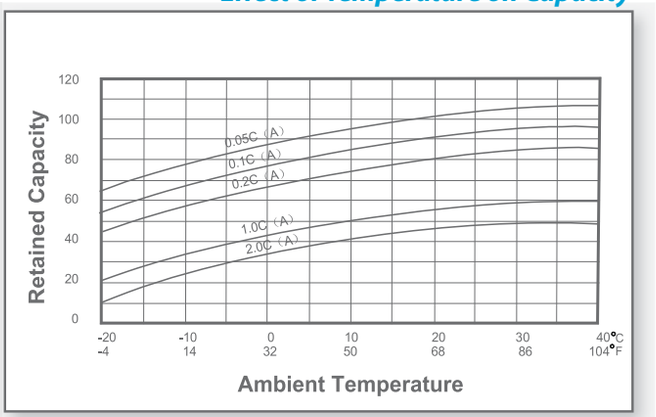

Charge Current & Final Discharge Voltage

Application	Charge Voltage(V/Cell)			Max.Charge Current
	Temperature	Set Point	Allowable Range	
Cycle Use	25℃(77℉)	2.45	2.40~2.50	0.35C
Standby	25℃(77℉)	2.325	2.30~2.35	

Final Discharge Voltage V/Cell	1.75	1.70	1.60	1.30
Discharge Current(A)	0.2C>(A)	0.2C<(A)<0.5C	0.5C<(A)<1.0C	(A)>1.0C

SERVICE FOR THE DISTANCE

POWERSTRIDE BATTERY