

UB12180

Maintenance-Free



POWERSTRIDE BATTERY

Specification

| | | | |
|---|--------------------|-----------|------|
| Nominal Voltage | 12 volts | | |
| Nominal Capacity | 77° F (25° C) | | |
| 20-hr. (0.90A) | 18 Ah | | |
| 10-hr. (1.67A) | 16.74 Ah | | |
| 5-hr. (3.06A) | 15.30 Ah | | |
| 1-hr. (10.80A) | 10.80 Ah | | |
| Approximate Weight | 11.9 lbs (5.4 kgs) | | |
| Internal Resistance (approx.) | 18mΩ | | |
| Shelf Life (% of normal capacity at 77° F (25° C)) | | | |
| 3 Months | 6 Months | 12 Months | |
| 91% | 82% | 64% | |
| Temperature Dependency of Capacity (20 hour rate) | | | |
| 104° F | 77° F | 32° F | 5° F |
| 102% | 100% | 85% | 65% |
| AGM Operational Temperature | -20°C to 45°C | | |
| AGM Storage Temperature | -20°C to 45°C | | |



*Can be used outdoors.

Charge Method (Constant Voltage)

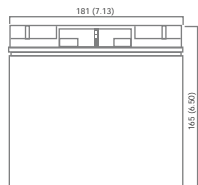
Cycle Use (Repeating Use)

| | |
|-----------------|------------------|
| Initial Current | 5.4 A or smaller |
| Control Voltage | 14.5 - 14.9 V |

Float Use

| | |
|-----------------|---------------|
| Control Voltage | 13.6 - 13.8 V |
|-----------------|---------------|

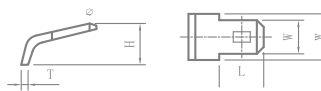
Physical Dimensions: in (mm)



L: 7.13in (181.1 mm)
W: 3.01in (76.5 mm)
H: 6.50in (165.1 mm)
TH: 6.57in (166.9 mm)
 Tolerances are +/- 0.04 in. (+/- 1mm) and +/- 0.08 in. (+/- 2mm) for height dimensions. All data subject to change without notice.

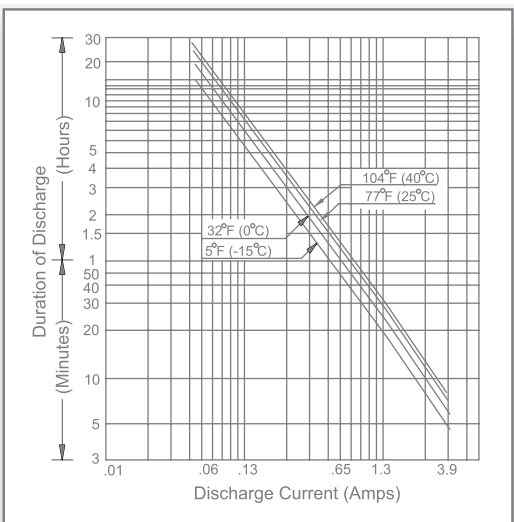


Terminals

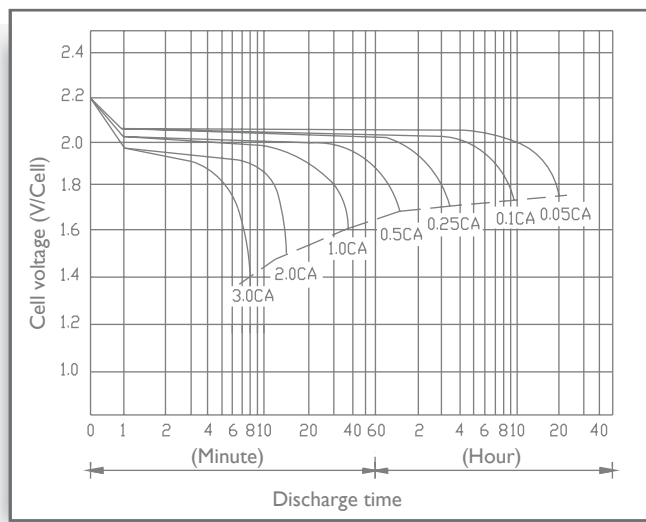


| Dimension Type | L | W | w | H | T |
|----------------|--------------------|--------------------|--------------------|--------------------|--------------------|
| F2 | 7.80 mm 0.31 in | 6.35 mm 0.25 in | 7.80 mm 0.31 in | 6.00 mm 0.24 in | 0.80 mm 0.03 in |

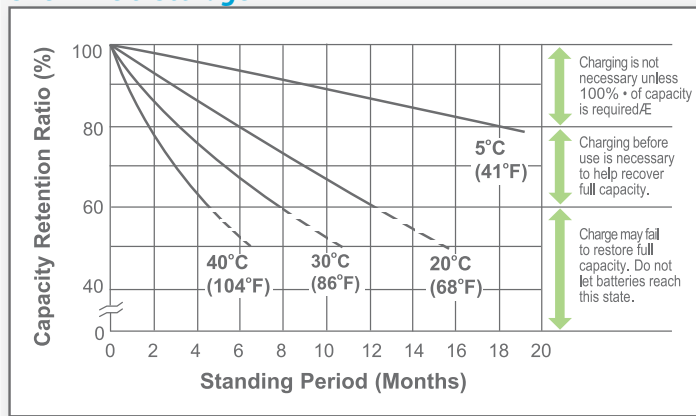
Discharge Time vs. Discharge Current



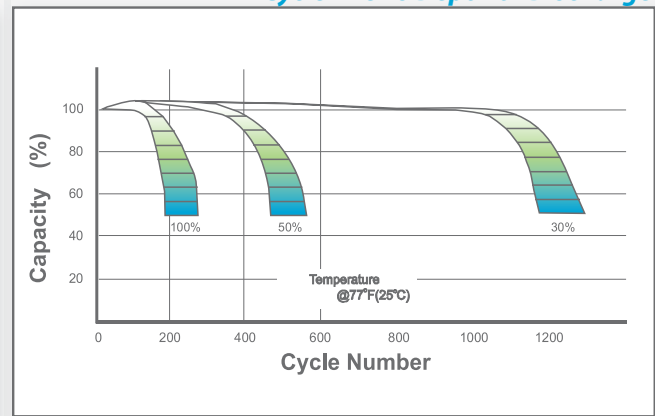
Discharge Characteristics



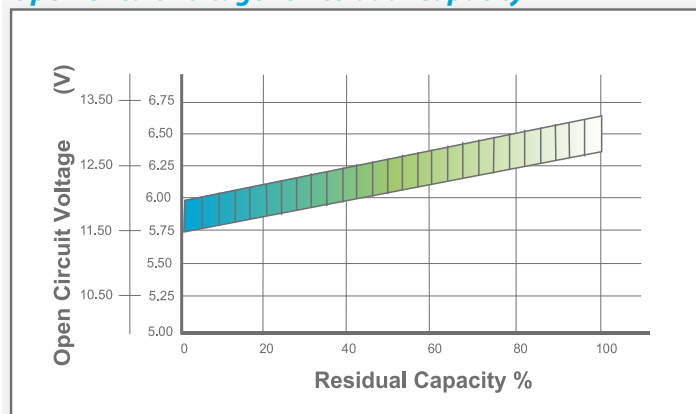
Shelf Life & Storage



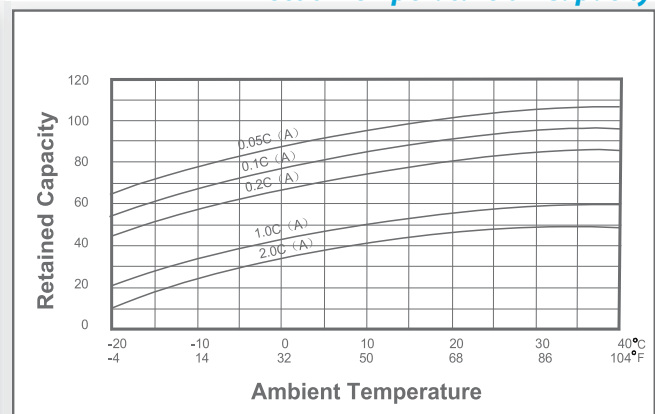
Cycle Life vs Depth of Discharge



Open Circuit Voltage vs Residual Capacity



Effect of Temperature on Capacity



Charge Current & Final Discharge Voltage

| Application | Charge Voltage(V/Cell) | | | Max.Charge Current | Final Discharge Voltage V/Cell | Discharge Current(A) | Final Discharge Voltage V/Cell | Discharge Current(A) | Final Discharge Voltage V/Cell | Discharge Current(A) |
|-------------|------------------------|-----------|-----------------|--------------------|--------------------------------|----------------------|--------------------------------|----------------------|--------------------------------|----------------------|
| | Temperature | Set Point | Allowable Range | | | | | | | |
| Cycle Use | 25°C (77°F) | 2.45 | 2.40~2.50 | 0.30°C | 1.75 | 0.2C > (A) | 1.70 | 0.2C < (A) < 0.5C | 1.60 | 0.5C < (A) < 1.0C |
| Standby | 25°C (77°F) | 2.30 | 2.27~2.30 | | 1.30 | (A) > 1.0C | | | | |

